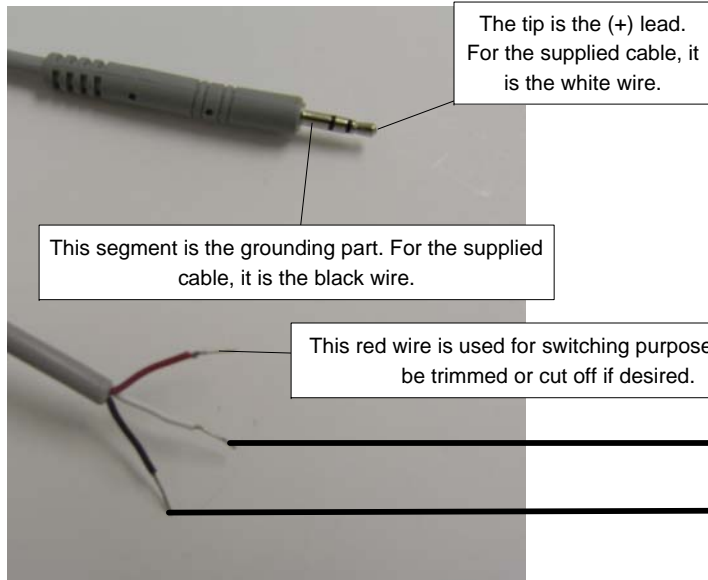



Attaching a DL-2 Data Logger cable to an OS-4



The tip is the (+) lead. For the supplied cable, it is the white wire.

This segment is the grounding part. For the supplied cable, it is the black wire.

This is the "Stereo Cable" which is supplied with the DL-2 Kit.
 Part Number: DL-2 Datalogger Kit 2.5 Stereo Cable only is part: DL-2 : 2.5 Stereo Cable



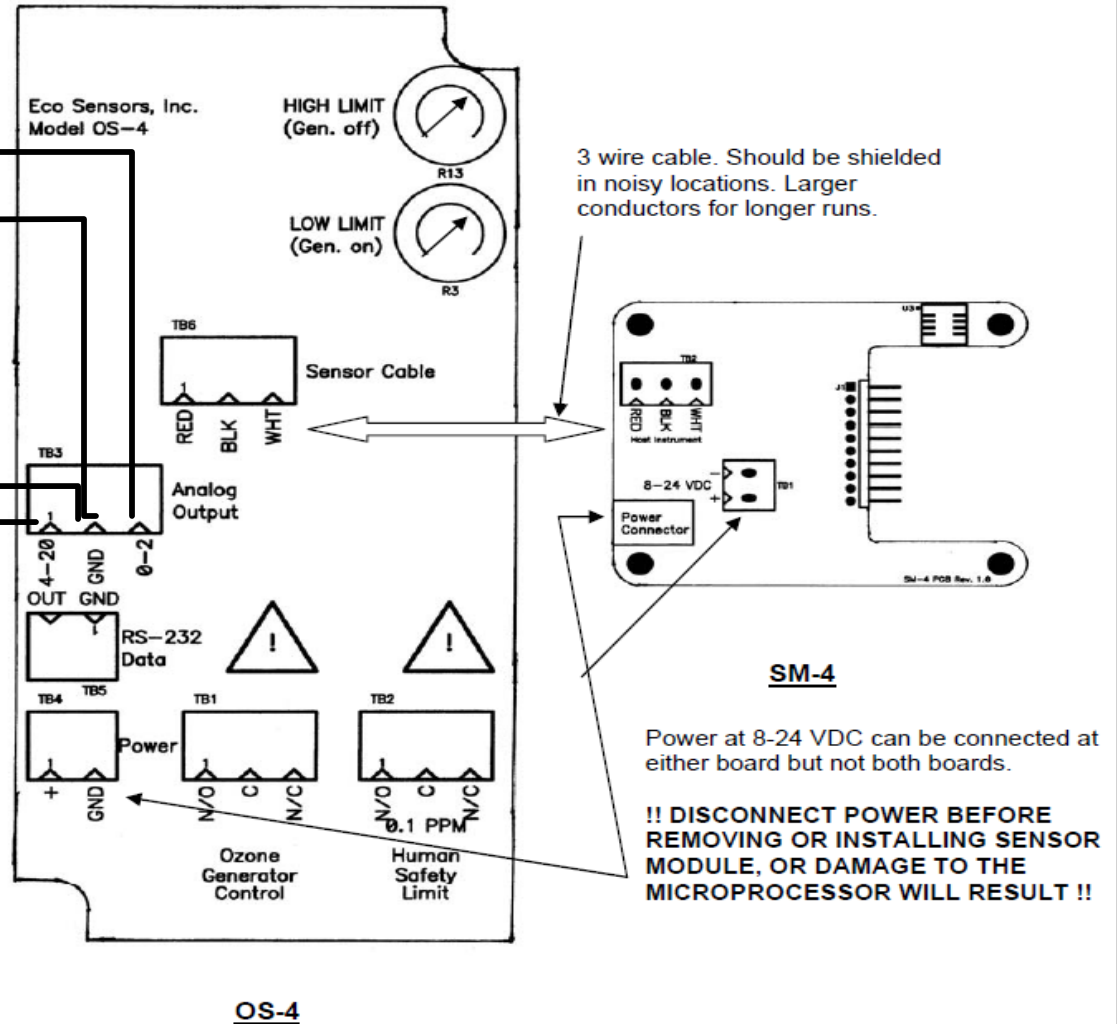
This segment is the grounding part. For the supplied cable, it is the blue wire.

This tip is the (+) lead. For the supplied cable, it is the yellow wire.

This is the "Milliamp Cable" supplied with the DL-2 Kit. Part Number: Datalogger Kit 4-20mA Cable only is part: DL-2 : 4-20mA Cable

APPENDIX A

WIRING TO THE OS-4 HOST PROCESSOR AND THE SM-4 REMOTE SENSOR MODULE



3 wire cable. Should be shielded in noisy locations. Larger conductors for longer runs.

SM-4

Power at 8-24 VDC can be connected at either board but not both boards.

!! DISCONNECT POWER BEFORE REMOVING OR INSTALLING SENSOR MODULE, OR DAMAGE TO THE MICROPROCESSOR WILL RESULT !!

OS-4